



Rotatable Louvered Roof

# Cabbana

High-end motorized louvered roof, made of aluminum structure with optional insulated aluminum panels, offers outstanding comfort in rainy and sunny days.



The Louvered Roof Cabbana X model, meticulously crafted by professional engineers, is designed to offer clients optimal comfort throughout all seasons. Constructed entirely from aluminum, this versatile system can be installed as a single unit or combined with multiple units (2, 3, 4, or more ) for expanded coverage. By utilizing a remote control, the Aluminum louvers on the roof can be adjusted to open up to 90 degrees, ensuring suitability for any weather conditions.


The ceiling's LED lights can be customized to any desired length, while the optional functional lighting along the system's perimeter adds a captivating allure to the Louvered Roof during night time. Electrical cables within the system meet UL listing standards. To further elevate the comfort within the designated area, Schildr has developed sliding glass systems and ZIP technology shades that can be seamlessly integrated with the Louvered Roof.



# Specification

---

- Column Extrusion: 6 -3/4" x 6 -3/4"
- Gutter Beam Extrusion: 5 - 3/16" x 11 - 1/4"
- Louver Blade Extrusion: 7 -7/8"
- Two Timotion TA16 (24V) Linear actuator motors used for a single unit
- Remote Controllable
- Louver Blades can be insulated with PU foam inserts
- Lighting Options: Linear LED, Perimeter LED (RGB) (Remote Controlled)
- Pulver/RAL Powder Coating and Wood Effect Finish color options are available
- The direction of rotation can be designed to open to either direction.
- 5 Year Warranty
- Suitable for all-season use
- All structural connecting components are made of Stainless steel
- A remote-controlled Electric heater can be mounted on the unit
- For fan installation, a 2x6 beam with matching color can be used
- Withstands severe weather conditions and is resistant against fire
- Designed to be installed without a need for any additional materials
- Suitable for installation on concrete, steel, and wood surfaces.
- Structural columns are designed to be anchored to the ground for a freestanding installation
- Can also be mounted on/attached to a solid wall (lean to) with an L-shaped mounting bracket.
- Weight: 28.4 kg/m<sup>2</sup> or 5.53 lb/sq.ft


Cabbana	<b>MIN</b>	<b>MAX</b>			
<b>Width</b>	6'-6"	11'		<b>Snow load</b>	<b>MIN</b> <b>MAX</b>
<b>Projection</b>	11'-11"	20'-5"		<b>Psf</b>	*40      *60
<b>Height</b>		10'			





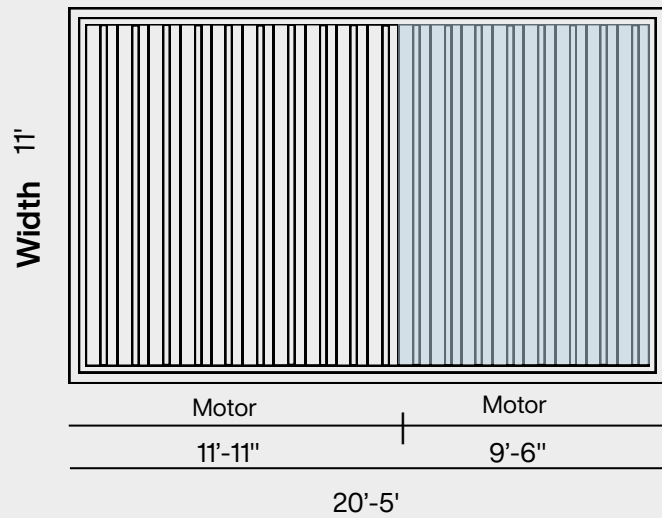
Cabbana	<b>MAX</b>			
<b>Width</b>	22'		<b>Snow load</b>	<b>MIN</b> <b>MAX</b>
<b>Projection</b>	40'3"		<b>psf</b>	*40      *60
<b>Height</b>	10'			

**Projection**



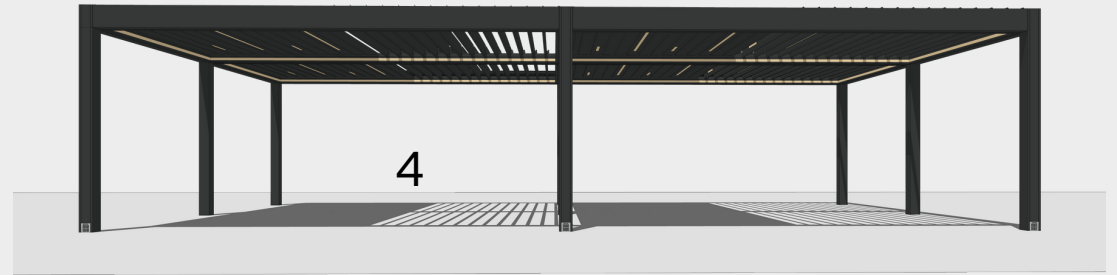
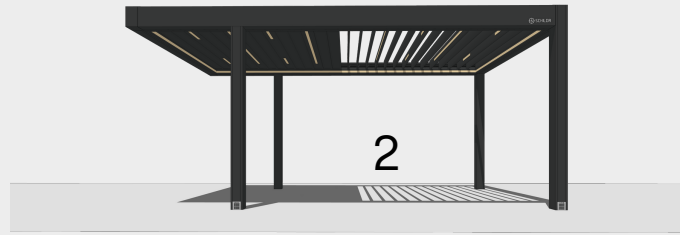
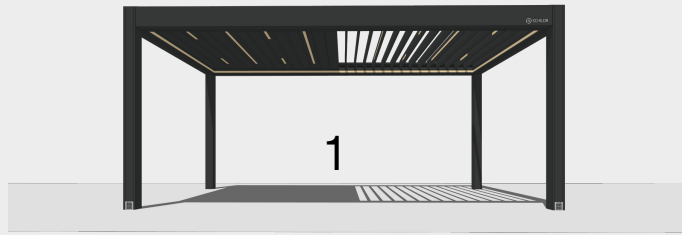
Cabbana	<b>MIN</b>	<b>MAX</b>		
<b>Width</b>	6'-6"	11'	<b>Snow load</b>	<b>MIN</b> <b>MAX</b>
<b>Projection</b>	11'-11"	20'-5"	<b>Psf</b>	*40      *60
<b>Baldesi (pcs)</b>	17	30		

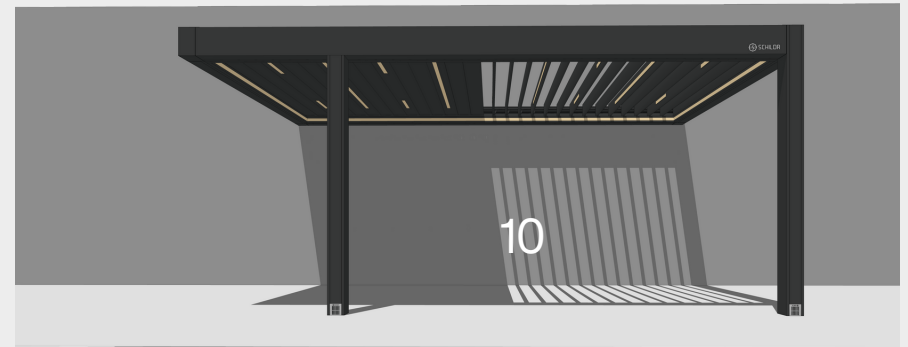
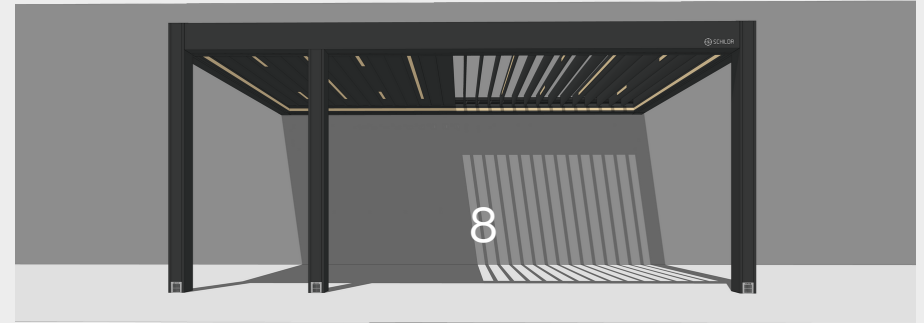

**Projection**




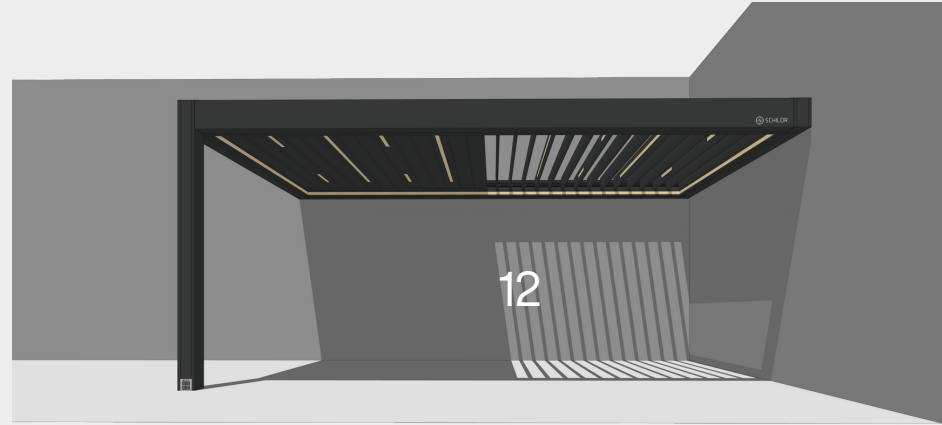
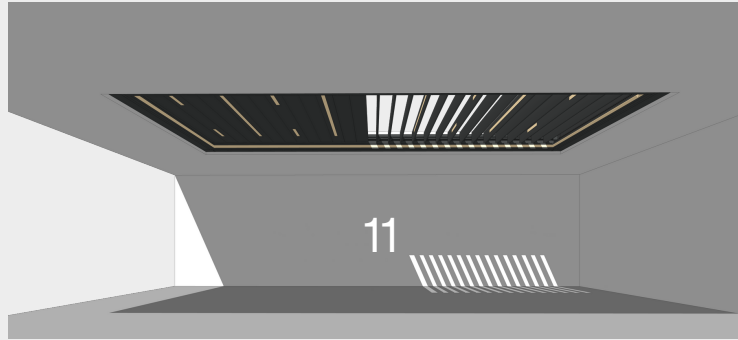
Foam Filled Lamel














## OFFICE

SCHILDR INC

+1 866 620 30 10

info@schil提高r.com

104 W 40th Street Suites 400 & 500 NY, NY 10018

## OFFICE

SCHILDR INC

+1 855 620 30 10

info@schil提高r.com

2740 NJ-10, Suite 201, Morris Plains, NJ 07950

## FACTORY

SCHILDR YAPI LIMITED

+90 544 399 30 10

info@schil提高r.com.tr

Barış Mah, 1802. sk. No 5 Gebze 41400, Kocaeli/Türkiye